

HIROSHIMA / STOOL

The HIROSHIMA Stool follows the same lines connecting the arms to the back of the HIROSHIMA Armchair. The beautiful gentle curves are created by carving them out of a large piece of wood. This chair maintains its beautiful form even when viewed from behind, and the design achieves a harmony of the thin stainless steel legs with the solid wood parts. This stool is perfect not only for home use but also for use at public facilities and similar locations.



DESIGN




Photo by Nacása & Partners Inc.

NAOTO FUKASAWA , 2016 -

"The line leading from the arm to the back of the Hiroshima chair is distinctive, and it is a beautiful chair of solid wood that is carved three-dimensionally like a sculpture. Taking advantage of the same kind of line, the new stackable chair and stool follow the connection between the back, the arm and the seat. It has been designed with the thought of wanting to make the shape beautiful as seen from the back. The appearance of the stool and stackable chair from behind was particularly important. The harmony between the narrow and shiny stainless steel legs and the solid wood is beautiful. "

MATERIAL & FINISH

beech



NL-0 whitish
EC-1 matte black
EA-1 matte white

ash




NL-0 whitish
WS-1 dark brown
NK-1 natural black

oak



NQ-0 bold whitish
BNK-1 bold black
NU-1 bold charcoal
BOG-0 bold gray



C-0 clear
NL-0 whitish
NK-1 natural black
OG-0 light gray

walnut



C-0 clear
WB-1 light brown

stainless steel



chrome plated
brushed
black powder coated

WARRANTY

We will guarantee the product for two years from the date of delivery of the product. For the content of quality assurance please see the "Warranty Policy" included in the product.

TESTS

ISO7173-L4 / Determination of strength and durability
ISO7174 / Determination of stability

TECHNICAL INFORMATION

WOOD

The wood used in this product is obtained from beech trees in Europe and ash, oak or walnut trees in North America that are managed and felled in a planned manner. We can also manufacture furniture using certified wood upon request; however, please note that it may take several months to procure the necessary materials. For more details about certified wood, please refer to the [dedicated webpage](#).

METAL

The legs are made of stainless steel tubes. We apply four different surface finishing methods: chrome plated, brushed, black powder coated.*The legs cannot be cut.

GLIDE

The leg tips are equipped with polyethylene ball joint gliders. When the bottom parts get worn out, they can be replaced.

VOC

The coating and glue used here reduce VOC emissions in manufacturing processes and finished products. These materials have been tested for formaldehyde emissions in accordance with the ISO12460 standard and confirmed not to exceed the 0.4 mg/l emission level.

PURPOSE OF USE

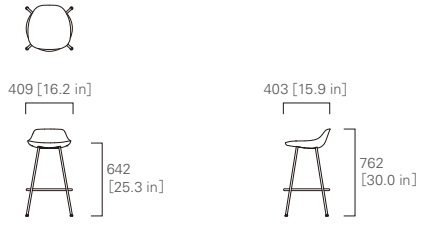
Indoor

Maruni Wood Industry has established various test standards and designs for comfortable use. However, the use of products beyond the expected scope can lead to cracking and snapping of wood parts. There are several things you should keep in mind in order to properly preserve the product and continue using it for a long time. Therefore, be sure to read the instruction manual beforehand.



Photo by Nacása & Partners Inc.

STOOL Mid



STOOL High

