

Lightwood / STOOL

An elegant simple wood stool. Although it looks rather delicate, this stool features a structure incorporating subtle details and has passed ISO strength tests to provide for use in a wide range of settings from the home to contract applications. You can choose from a wide variety of seats including mesh, webbing, fabric and leather. This stool provides both functional beauty and luxury compatible with this wide variety of seats. It not only can be used as a booster seat, but it also has an elegant form even when not in use.



DESIGN




Photo by Nacasa & Partners Inc.

JASPER MORRISON , 2012 -

" Like many previous chair projects I have designed the Lightwood Chair is about structure, making use of the unbeatable craftsmanship of Maruni's wood technology to achieve a light wooden structure. This can be completed with a variety of different solutions for the seat, starting with the lightest, a white mesh, which leaves the structure partially visible, then a woven webbing which reminds us of shaker furniture, except that it's a synthetic webbing which makes an interesting contrast with the wood, and then the more traditional upholstered seat in fabric or leather, which provide extra comfort and can be removed for cleaning. It's a contract chair which is equally suitable to the home. "

MATERIAL & FINISH

maple



C-0
clear

NK-1
natural black


ash



C-0
clear

NK-1
natural black

oak



C-0
clear

NL-0
whitish

NK-1
natural black

WARRANTY

We will guarantee the product for two years from the date of delivery of the product. For the content of quality assurance please see the "Warranty Policy" included in the product.

TESTS

ISO7173-L4 / Determination of strength and durability
ISO7174 / Determination of stability

TECHNICAL INFORMATION

WOOD

The wood used in this product is obtained from maple, ash or oak trees in North America that are managed and felled in a planned manner. If required, we can manufacture furniture with the FSC® or PEFC™ certification. In that case, however, a longer lead-time will be required to procure the wood.

UPHOLSTERY

The Chair (webbing seat) is woven from nylon tape and tightened over the surface. The Chair (cushioned) is made of fabric springs combined with urethane foam. The Chair (mesh seat) is made of a flame resistant material that consists of polyester base seat coated with PVC.

VOC

The coating and glue used here reduce VOC emissions in manufacturing processes and finished products. These materials have been tested for formaldehyde emissions in accordance with the ISO12460 standard and confirmed not to exceed the 0.4 mg/l emission level.

FLAME RESISTANCE

The Chair (cushioned) meets the requirements of BS5852 Source 5 with a special order. The Chair (mesh seat) meets the requirements of BS5852 part 1 as a standard feature.

PURPOSE OF USE

Indoor

*For contract use, it is necessary to install brackets that are sold separately.

Maruni Wood Industry has established various test standards and designs for comfortable use. However, the use of products beyond the expected scope can lead to cracking and snapping of wood parts. There are several things you should keep in mind in order to properly preserve the product and continue using it for a long time. Therefore, be sure to read the instruction manual beforehand.

OPTION

GLIDE

The leg tips can be equipped with polyethylene gliders, which are sold separately. You can choose between felt and plastic bottom parts.

BRACKET

Brackets are mandatory for projects and need to be added upon order. Lightwood CHAIR / STOOL for projects will be delivered.

FOOTREST COVER

The footrest cover can be attached to STOOL (MID / HIGH). material: brushed stainless steel.

STOOL Low (webbing seat)



435 [17.2 in]



370 [14.6 in]



STOOL Low (mesh seat)



435 [17.2 in]



370 [14.6 in]



STOOL Low (cushioned)



435 [17.2 in]



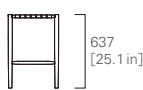
370 [14.6 in]



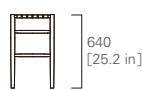
STOOL Mid (webbing seat)



435 [17.2 in]



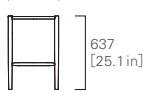
370 [14.6 in]



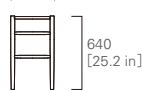
STOOL Mid (mesh seat)



435 [17.2 in]



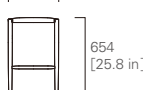
370 [14.6 in]



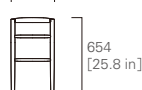
STOOL Mid (cushioned)



435 [17.2 in]



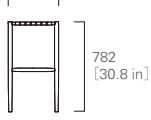
370 [14.6 in]



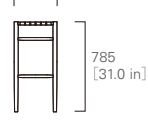
STOOL High (webbing seat)



435 [17.2 in]



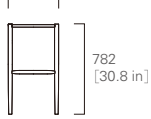
370 [14.6 in]



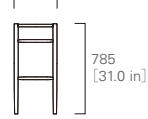
STOOL High (mesh seat)



435 [17.2 in]



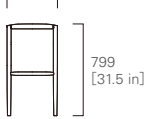
370 [14.6 in]



STOOL High (cushioned)



435 [17.2 in]



370 [14.6 in]

